

1320-K



- power to lift



LOADING GROUP HC1/HD5/B3		1320-K1	1320-K2	1320-K3	1320-K4	1320-K5
Type				KX+		
TECHNICAL DATA						
Load moment	tm	12.3	11.9	11.6	11.3	11.0
Hydraulic reach	m	6.1	8.2	10.5	12.7	15.0
Slewing torque	kgm			1325		
Slewing angle	°			420		
Working pressure	bar			345		
Weight excl. stabilizers	kg	1115	1240	1350	1445	1530
Weight of stabilizers, standard	kg			170		
Pump performance	l/min			70-100		
Oil tank capacity, separate tank	l			74		
Power consumption	kW			40-58		
GEOMETRY						
Height above mounting surface	mm			2135		
Width, folded	mm			2500		
Length of crane, no extra valves	mm			747		
Length with 2 extra valves in internal hose reel	mm			747		
Dual Power Plus link arm system				Basic		
Over-bending on crane	°			15		
Hook height 1 m from column	m	2.78	2.70	2.60	2.51	2.41
CONTROL MODE						
Radio remote control of crane				Basic		
Manual operation of stabilizer functions				Basic		
Remote control box with HMF InfoCentre				Option		
Remote control box, linear control levers (L) or joysticks (J)				L / J		
Stand-up controls with bracket for radio remote control box				Option		
Top seat on column with bracket for remote control box				Option		
CONTROLS						
RCL 5300 Safety System				Basic		
Proportional control valve type (-d) for radio remote control				Basic		
Dual control of stabilizer functions (crane)				Basic		
Electronic speed adaptation system HDL-d				Basic		
OPTIONS: HYDRAULIC EQUIPMENT						
Oil cooler				Option		
Fixed or variable flow pump				Option		
Hydraulically extensible stabilizer beam				Option		
Multi-coupling for extra valves in hose guides				Option		
1500 kg hydraulic winch on the crane				Option		
2-part snatch block				Option		
Radio remote controlled stabilizer functions				Option		
Extra valves in hose guides				Option		
Extra valves in hose reels internally in the jib extensions				Option		
3 rd extra valve with electric reverser				Option		
74 l oil tank mounted on the crane				Option		
OTHER EQUIPMENT						
Number of manual extensions		1320-K1	1320-K2	1320-K3	1320-K4	1320-K5
Work light on crane			1	1	1	1
2 or 4 available functions for operating the separate traverse				Option		
Biodegradable oil				Option		
Manual swing-up stabilizer leg with gas spring				Option		




HMF InfoCentre

The HMF InfoCentre continuously informs the operator about the current load moment and condition of the crane.



Dual link arm system

The HMF dual Power Plus link arm system has an excellent lifting capacity at long reach and in high positions as well as it makes it possible to lift a heavy load close to the column.



Winch

A hydraulic winch provides efficiency for solving of lifting tasks in high positions - also via the Fly-Jib.



Minimum space requirements

Minimum space requirements for the large crane range give you more space on the truck body - and better economy.



Tested to the limit

An HMF crane is never released until it has been tested again and again. All crane series are put on the test bench, where the crane is loaded up to at least 125 % of its nominal capacity in all positions. Not just once, but 145,000 times! The crane is also exposed to a dynamic test in which the durability of all components is tested.



Adaptable stabilizer solutions

The stabilizer legs of the crane are to ensure stability - however they still have to be sturdy, easy to handle and must not take up too much space when not in use. Therefore you can choose between fixed stabilizer legs, manual swing-up stabilizer legs to 180° with gas spring or fully hydraulic swing-up stabilizer legs to 180°. Stabilizer beams can be freely selected as hydraulically extensible or manually extensible, also in connection with the sophisticated EVS stability monitoring.



HMF radio remote control

The HMF radio remote control is part of a unique operation and safety system (TCC - Total Crane Control), which provides the operator with all advantages and possibilities for operating the crane functions and important safety functions on the HMF RCL Safety System. By means of the remote control box you can carry out many tasks besides operating the crane, independent of a fixed control position.



EVS - active securing of stability - test

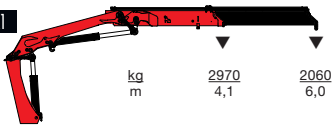
HMF's patent pending stability safety system, EVS, is continuously taking into account the current load on the vehicle so that crane and truck are in perfect balance. As the system includes the load on the truck body as a part of the tare weight of the vehicle, it means that you actually obtain a considerably larger working area with a load on the truck body - thanks to EVS.



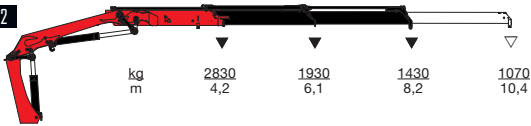
- power to lift




HMF 1320-K1



HMF 1320-K2



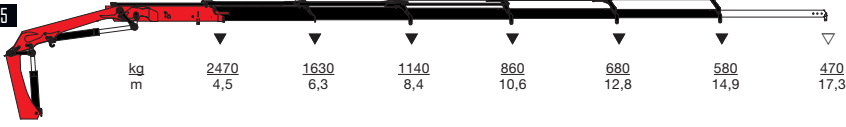
HMF 1320-K3



HMF 1320-K4



HMF 1320-K5



▼ Lifting capacity without manual extensions
 ▽ Lifting capacity with manual extensions



- power to lift
HMF Group A/S

Oddervej 200 · DK-8270 Højbjerg
 Tel.: +45 8627 0800 · Fax: +45 8627 0744 · info@hmf.dk

www.hmf.dk

Z008699-01

We reserve the right to introduce improvements and modifications